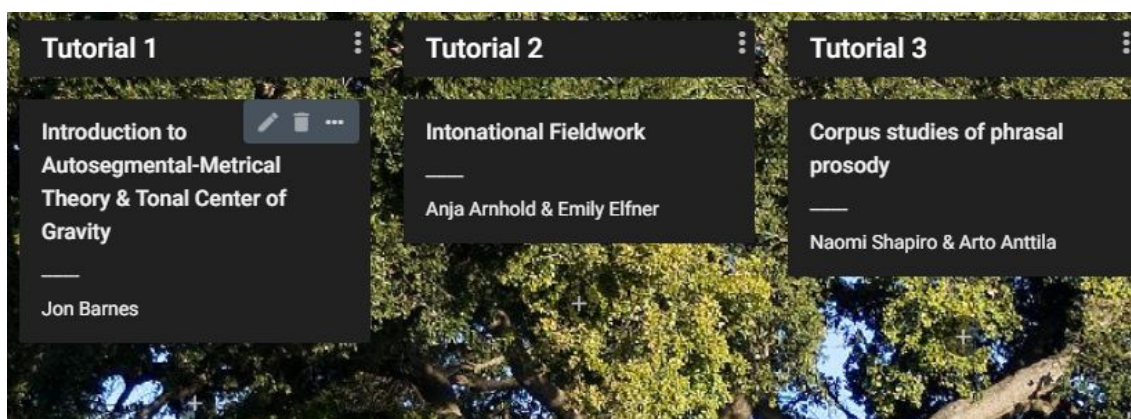
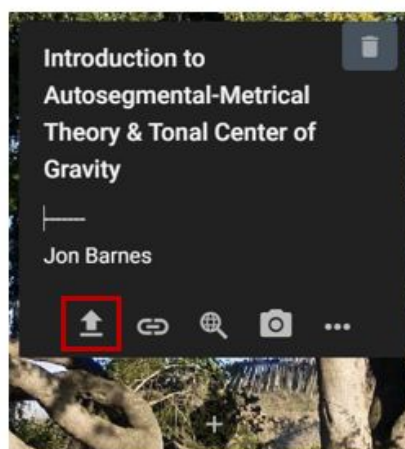
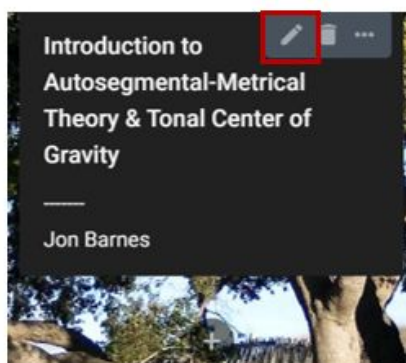


Instructions for Tutorial Presenters

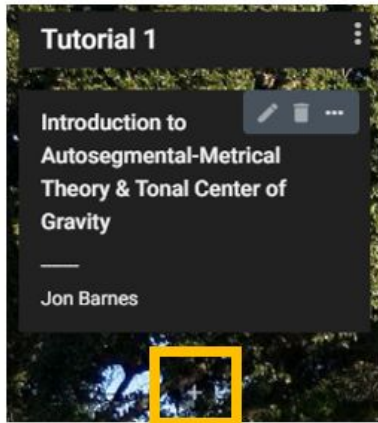
1. Please upload your materials to this padlet: <https://padlet.com/AMP2020/tutorials>. The password for this padlet is AMP2020. You may do this without creating a padlet account, but you are also welcome to make a free account with padlet [here](#).
2. When you go to the padlet page, you will see a number of columns. Please find the column with the same number as your tutorial; we have already included the title and author names provided in your abstract. For example:



3. Please upload your handout or slides in PDF format to the post that includes your talk title and author names by first clicking on the pencil icon and then clicking on the upload icon.



4. You can only upload one file per post. If you would like to upload other materials or include links to data repositories, etc, you can click the plus sign underneath the post (see image) to add another post. You may add as many to your column as you would like. Please note that the file size limit is 250MB per post.



5. We ask that you upload your materials by **midnight the night before the start of the conference (11:59pm PST, Sept. 17)**. If you would like to edit the materials after the conference has started, please contact us at phonology@ucsc.edu.